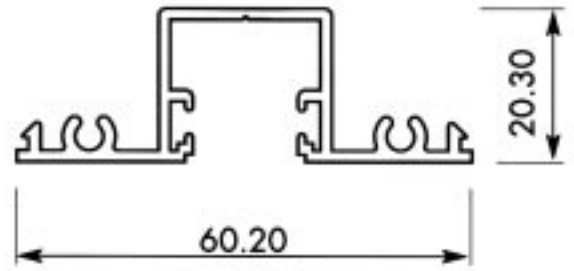
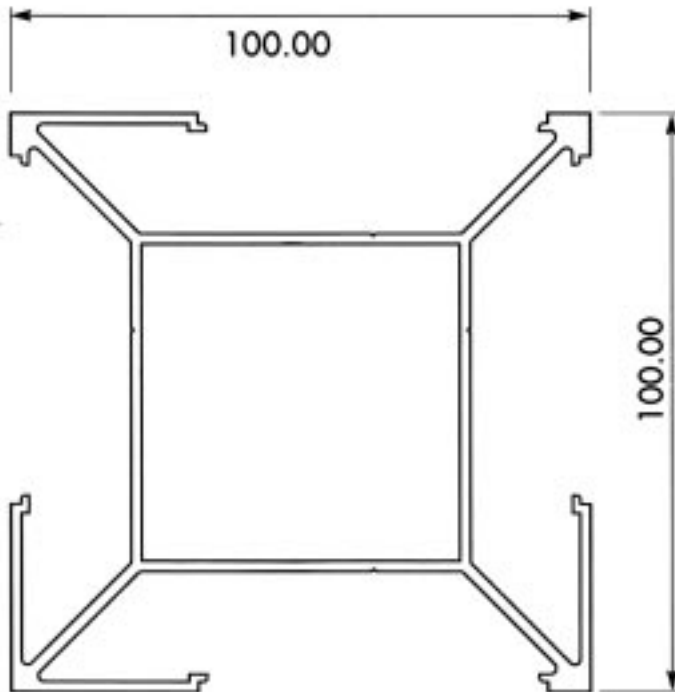



Section No. 9698  
Shallow Glazing Pocket



Section No. G062  
Standard Glazing Pocket



Section No. 9944 Corner Post  
2.596 kg/m, per 749



Section No. 5581 Plain infill  
0.430 kg/m, per 168



Section No. 9699 Stiffener  
2.914 kg/m, per 311

**Not to Scale**